
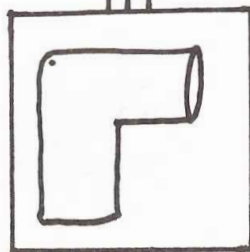
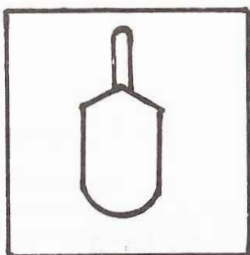




PUZZLE

A

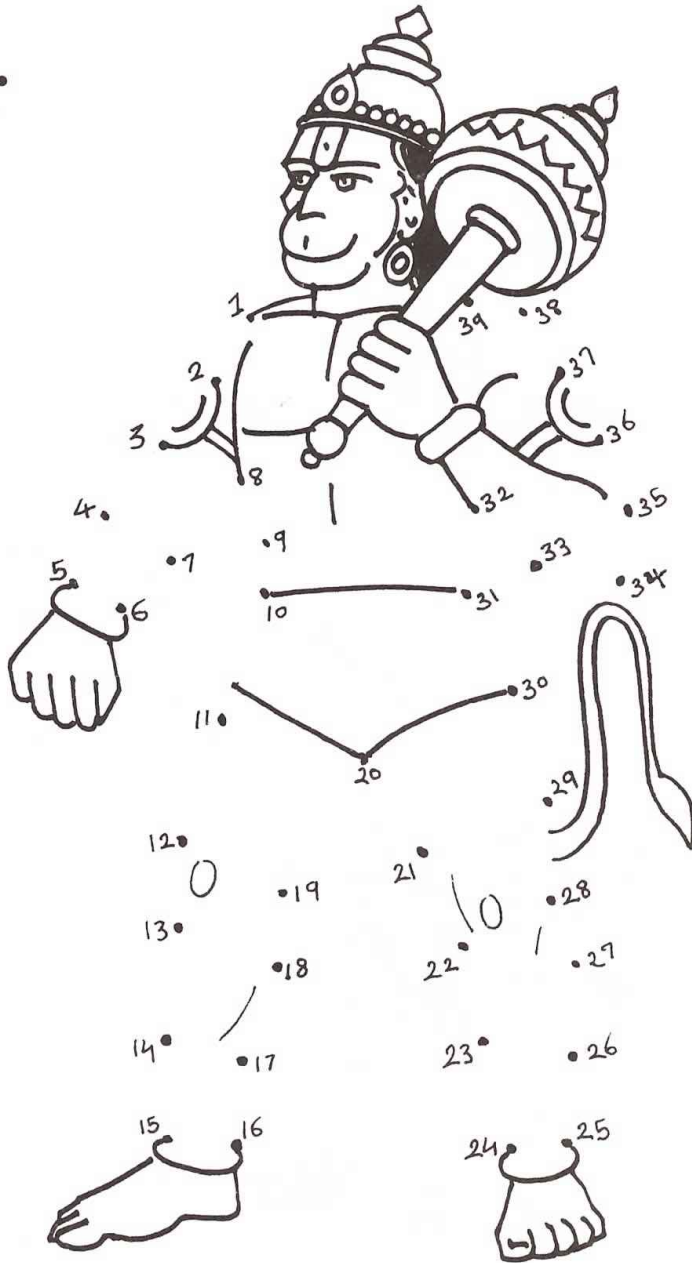


B



GIVEN HERE ARE ITEMS USED IN POOJA MATCH THE OBJECT IN GROUP 'A' WITH THOSE IN GROUP 'B' JOIN THE LINES WITH PAINT.

DOT TO DOT




YOU MAY OBSERVE THIS PICTURE CAREFULLY AND YOU MAY IMMEDIATELY FIND THAT THE SAME IS A PICTURE OF "DESTROYER OF EVILS" AND "SHRIRAM SEVAK" SHRI HANUMAN DADA. COMPLETE THE SAME BY JOINING DOTS, AND MAKE IT MORE SPECTECULAR BY APPLYING APPROPRIATE COLOURS.

FILL THE COLOURS



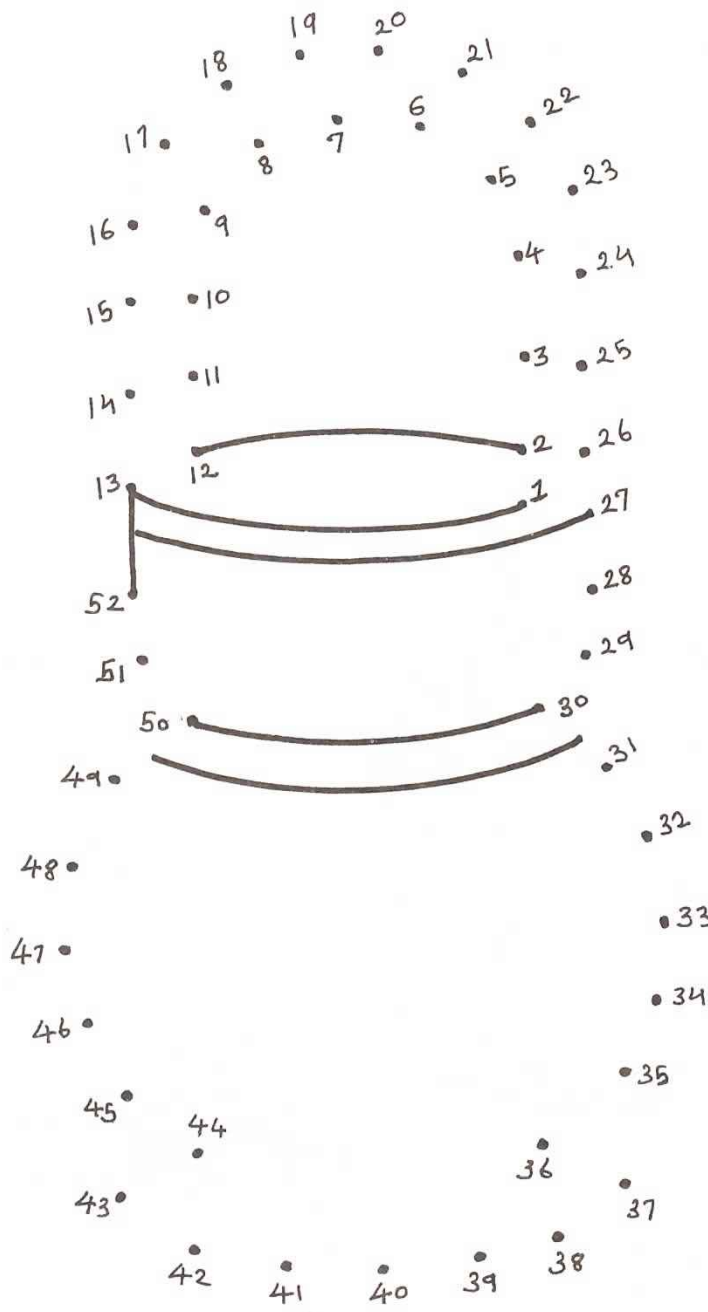
BHAGVAN SHREE BALGHANSHYAM GETTING KNOWLEDGE
OF "VED" GIVEN BY FATHER SHREE DHARMADEV.

FILL THE COLOURS



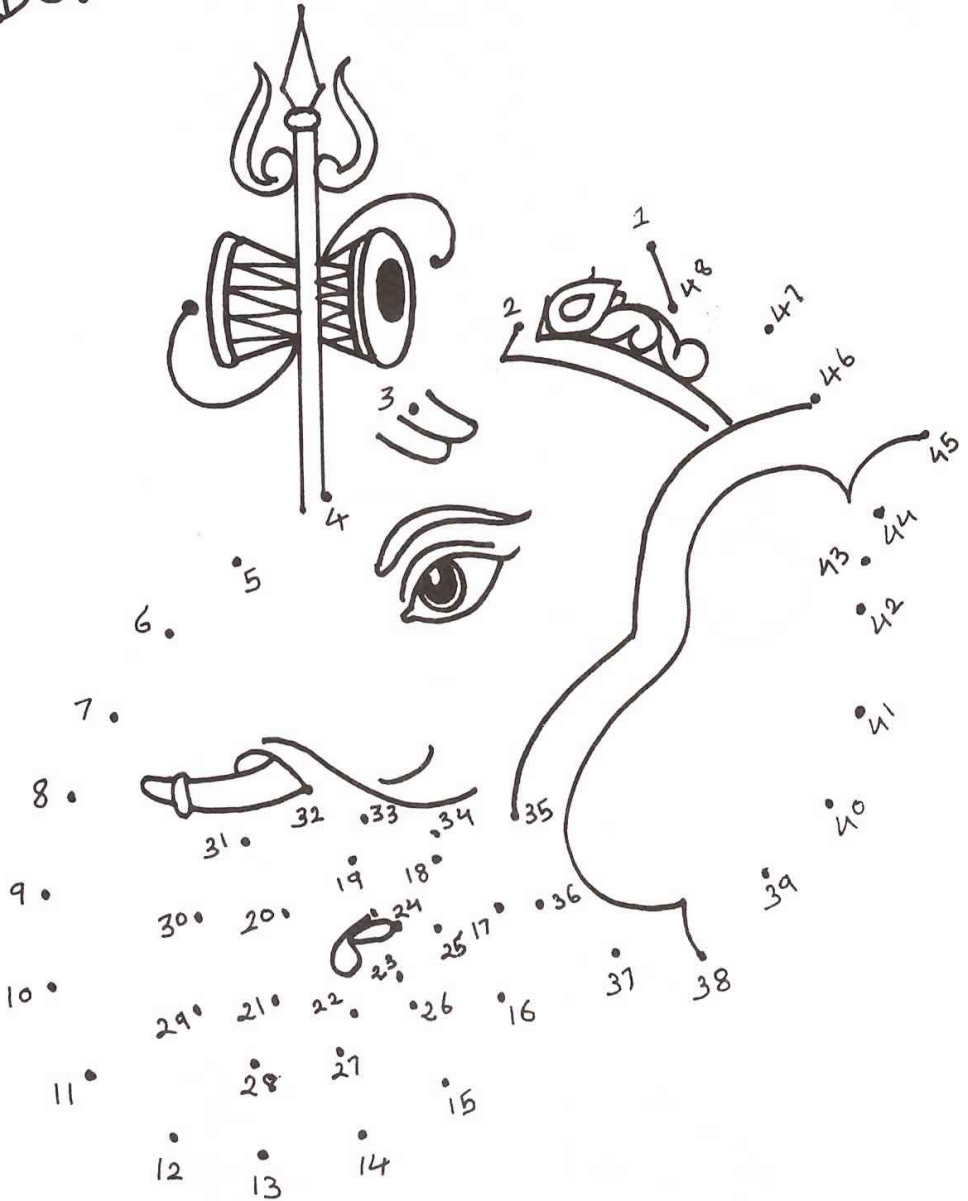
HANUMANJI OFFERING FRUITS TO SHREE NILKANTHVARNI.

DOT TO DOT



OBSERVE THIS PICTURE CAREFULLY AND MAY FIND THE SAME TO BE A PICTURE OF "KAMANDAL" PROMINANTLY USED BY EVERY SANT. COMPLETE THE SAME BY ARRANGING DOTS IN A PROPER MANNER AND MAKE IT MORE ATTRACTIVE WITH THE APPLICATION OF PROPER COLOURS.

DOT TO DOT



THIS IS THE PICTURE OF "SHANKATNIVARAN-KALAYANKARI" LORD SHRI GANESHJI. COMPLETE THE SAME BY JOINING THE DOTS, AND MAKE IT COLOURFUL THROUGH APPROPRIATE COLOURS.

FILL THE COLOURS



**BHAGVAN SHREE BAL GHANSHYAM IS PLAYING WITH THE FRIENDS
NEAR THE MANGO TREE.**

FILL THE COLOURS



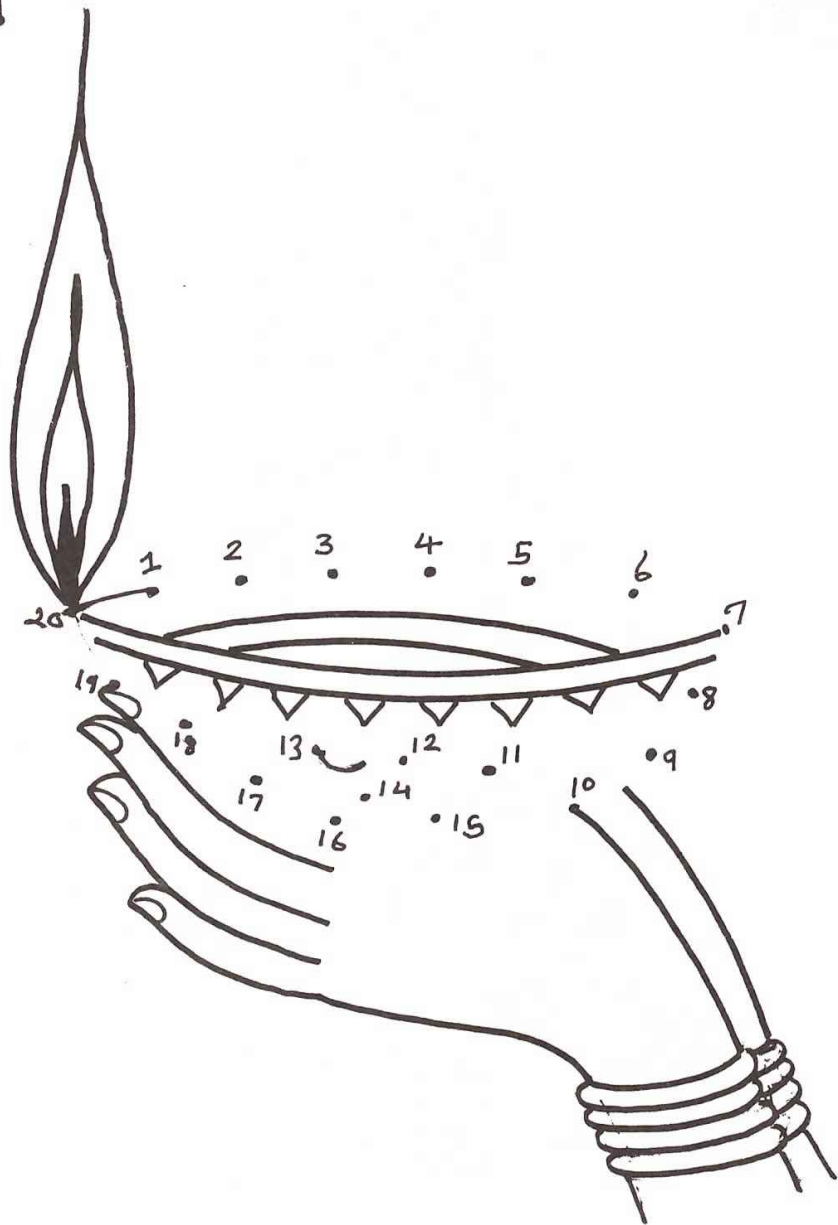
BHAGVAN SHREE BALGHALSHYAM WITH BABY WALKER IS BEING
WATCHED BY FATHER SHREE DHARAMDEV.

DOT
TO
DOT



THIS IS THE SPECTECULAR PICTURE OF SHRI BAL GHANSHYAM ALSO KNOWN AS A
"MAKHAN CHOR" COMPLETE THE SAME BY JOINING DOTS AND MAKE IT MORE
SPECTECULAR WITH THE APPLICATION COLOURS.

DOT
TO
DOT




YOU MAY SEE IN THIS PICTURE "A SATSANGI" IS OBSERVING POOJA, WITH THE LIGHTING TORCH (DIVDI) IN THIS HANDS. COMPLETE THIS PICTURE BY JOINING THE DOTS AND HIGHLIGHT THE SAME WITH THE APPLICATION OF APPROPRIATE COLOURS.

FILL THE COLOURS




THIS IS A PICTURE OF SHREE GHANSHYAM MAHARAJ
OFFERING BLESSINGS TO SATSANGIS.

DOT TO DOT



YOU MAY OBSERVE THIS PICTURE CAREFULLY AND YOU WILL FIND THAT THE SAME IS OF SHRI HARI'S LOTUSFEET. YOU MIGHT BE KNOWING THE FACTS THE SHRI HARI'S LOTUS FEET CONTAINS SIXTEEN DIFFERANT SIGN. COMPLETE THIS PICTURE BY JOINING DOTS, AND MAKE IT MORE ATTRACTIVE THROUGH APPLICATION OF APPROPRIATE COLOURS.

FILL THE COLOURS



BHAKTIMATA IS WATCHING
BHAGVAN SHREE GHANSHYAM PLAYING
WITH THE TOYS,



FILL THE COLOURS



A SATSANGI IS PRAYING HIS LORD SHREE SWAMINARAYAN BEFORE GOING TO BED.
FILL IN THE COLOURS TO MAKE IT ATTRACTIVE.

SPOT THE DIFFERENCES

Can you spot Five differences between the two pictures?

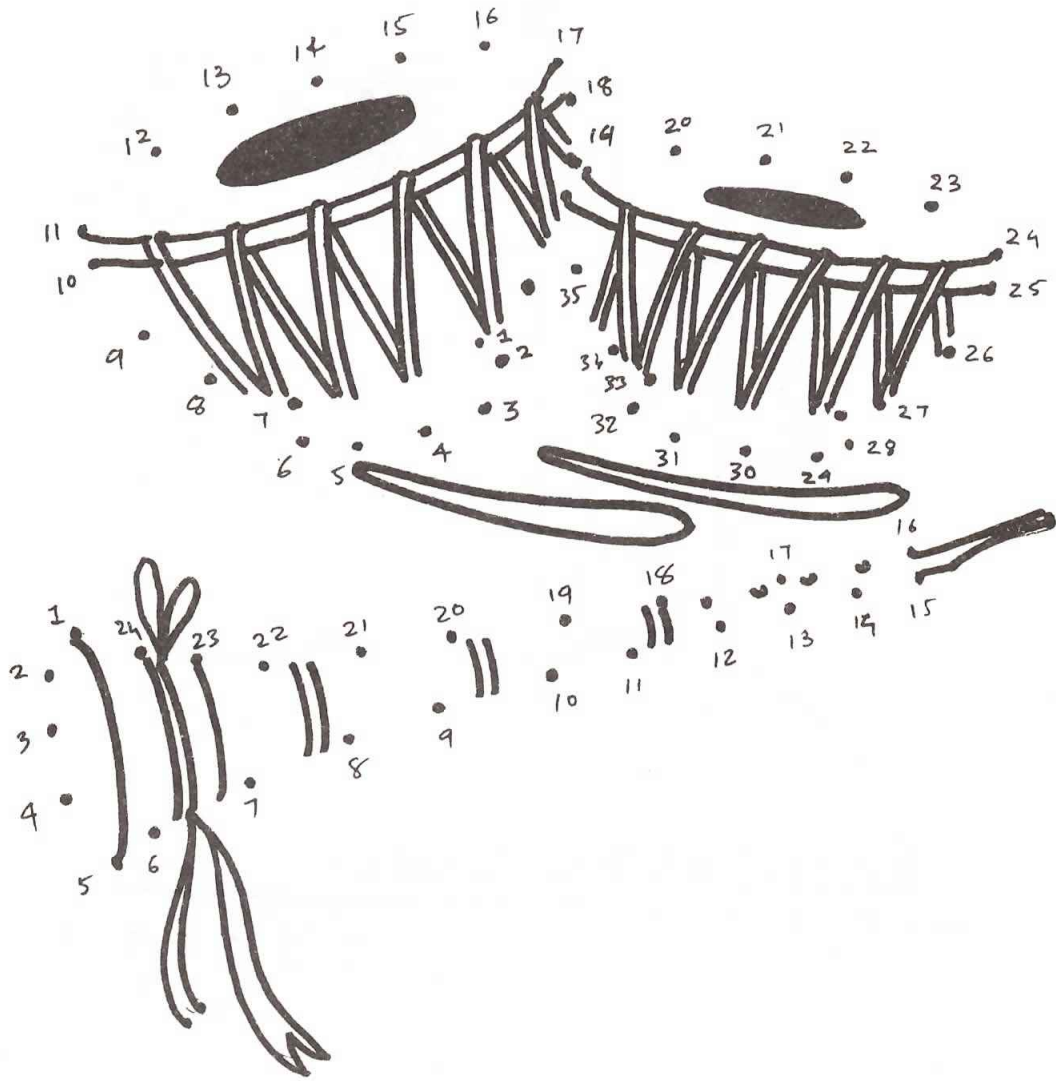


FILL THE COLOURS




FEEL IN APPROPRIATE COLOURS IN THE PICTURE AND WRITE A SHORT STORY ON THE OBJECT OF THE PICTURE BY THE HELP OF YOUR EXCELLENT IMAGINATION.

DOT TO DOT.




COMPLETE THE PICTURE OF TWO NAGARAS AND A SHEHNAI BY JOINING THE DOTS. THESE MUSICAL INSTRUMENTS ARE PLAYED ON AUSPICIOUS OCCASIONS IN THE TEMPLE, ESPECIALLY ON DIWALI, NEW YEAR AND OTHER GRAND SAMAIYAS AND ARE CALLED CHOUGHADIYA. THESE CHOUGHADIYAS ARE SUNG AT DIFFERENT TIMES OF THE DAY IN PARTICULAR RAGAS.

FILL THE COLOURS




SHREE NILKANTH VARNI SHOWING SIXTEEN
SIGNS MARKED ON THE " LOTUS FEET".

FILL THE COLOURS




SHREE NILKANTHVARNI IS HELPING SEVAKRAM BY CARRYING THE HEAVY BUNCH OF BELONGINGS OF SEVAKRAM

DOT TO DOT




ON ALL TEMPLES THERE IS A DHAJA, KALASH AND DHWAJ-DANDA.
 IN OUR SAMPRADAYA A PICTURE OF HAMMANJI IS FOUND ON THE DHAJA.
 JOIN THE DOTS AND COMPLETE THE PICTURE.

FILL THE COLOURS




OBSERVE THIS PICTURE CAREFULLY - PERPREARE AN APPROPRIATE SHORT STORY WITH THE HELP OF YOUR SHARP IMAGINATION AND FELL IN APPROPRIATE COLOURS TO MAKE THE SAME SPECTRCULAR.

DOT
TO
DOT




JOIN THE DOTS TO COMPLETE THE PICTURE OF THE "CHHATRI". IN OUR SAMPRADAYA SUCH "CHHATRI" ARE MADE IN PLACES OF SHREEJI MAHARAJ'S PRASADI. THESE "CHHATRI" HEAR SHREEJI MAHARAJ'S CHARANAVIND TO REMIND US OF THE LORD'S LEELAS.

FILL THE COLOURS



FILL IN THE APPROPRIATE COLOURS AND WRITE A SHORT STORY ON THE OBJECT OF THIS PICTURE WITH THE HELP OF YOUR IMAGINATION.

DOT
TO
DOT









- 1 • • 20
- 2 • • 19
- 3 • • 18
- 4 • • 17
- 5 • • 16
- 6 • • 15
- 7 • • 14
- 8 • • 13
- 9 • • 12
- 10 • • 11




JOIN THE DOTS TO COMPLETE THE PICTURE OF AN UMBRELLA. DECORATE THE UMBRELLA WITH BEADS, GLITTER, ETC.

PUZZLE





YOU MAY SEE THIS PICTURE OF SIX DIFFERENT FLOWERS, BUT TWO OF THEM ARE OF THE SAME QUALITY. DO NOT GET NERVOUS AND SPOT THE OUT BY WATCHING THE PICTURE CAREFULLY. ENMARK NUMBER ON EACH ONE AND GIVETHEM THE ORIGINAL.

PUZZLE



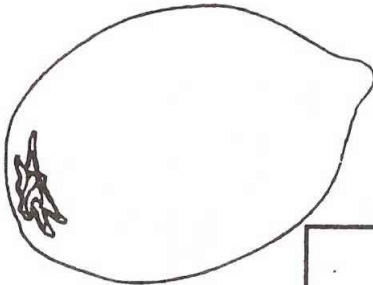

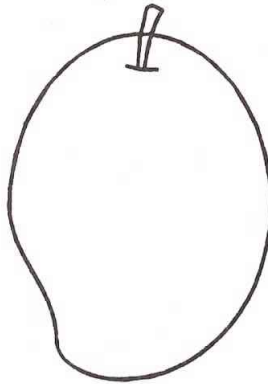

THERE IS A MIXED ASSORTMENT OF FISHIES IN THE AQUARIUM. MATCH EACH OF A PAIR, INDICATE THE PAIRS BY GIVING NUMBER TO EACH FISH

DOT
TO
DOT



THE THREE MUSICAL INSTRUMENTS SEEN ABOVE ARE MRUDANG, MANJIRA AND BHUNGAL. THESE ARE USED FOR SINGING BHAJANS BEFORE THAKORJI DURING UTSAVS WHICH ARE CALLED OCCHHAV.



PUZZLE




YOU MAY SEE THIS PICTURE AND OBSERVE THAT THE SAME IS A PICTURE OF FIVE DIFFERENT FRUITS. GIVE THE NAME OF EACH FRUIT IN THE BOXES PROVIDED BELOW EACH PICTURE. NOW COLOUR THEM WITH THEIR ORIGINAL COLOURS.

SPOT THE DIFFERENCES


Can you spot Four differences between the two pictures?




PUZZLE




1



2




3



4



5



6

WATCH OUT THIS PICTURE OF SIX SUNFLOWERS CAREFULLY. TWO OF THEM ARE SAME QUALITY TRACE OUT THOSE TWO SUNFLOWERS LOOK ALIKE AND GIVE THEM NUMBER. GIVE THEM THEIR ORIGINAL COLOURS.



SPOT THE DIFFERENCES

Can you spot Three differences between the two pictures?


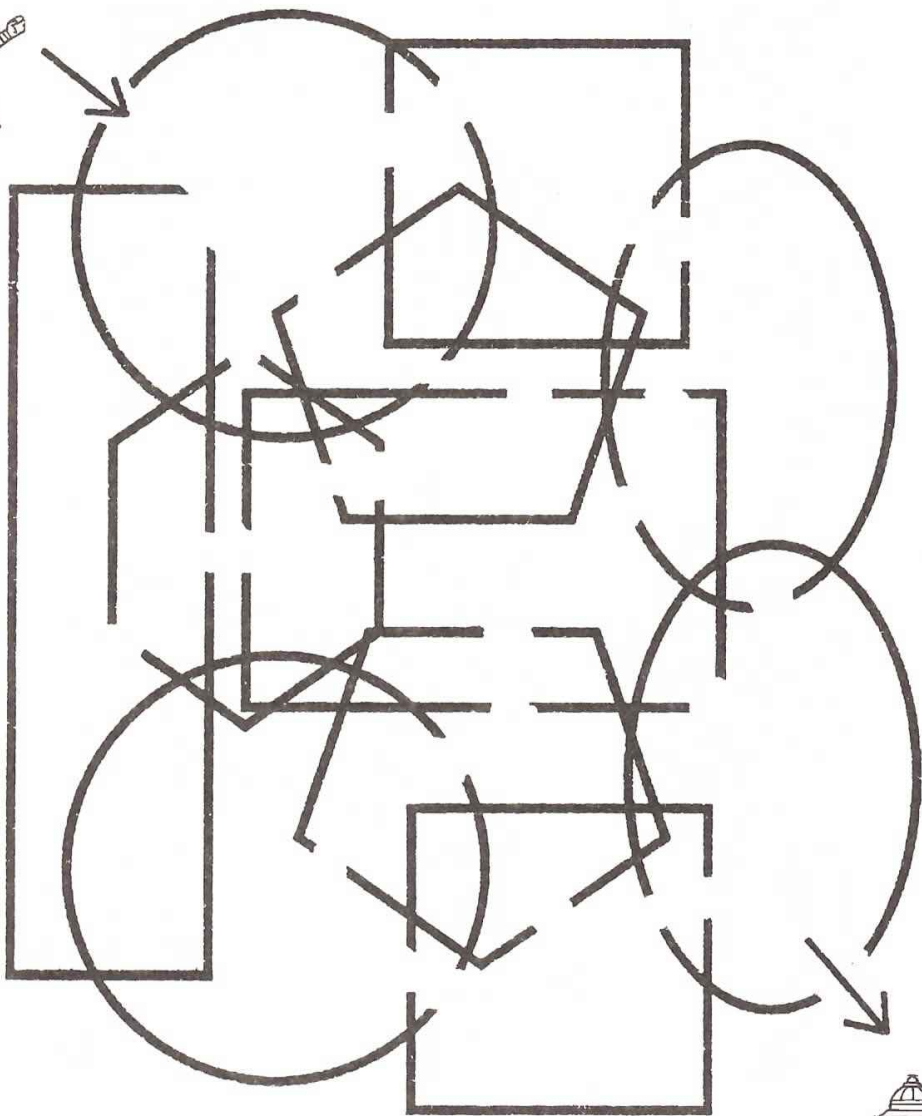


SPOT THE DIFFERENCES

Can you spot Four differences between the two pictures?

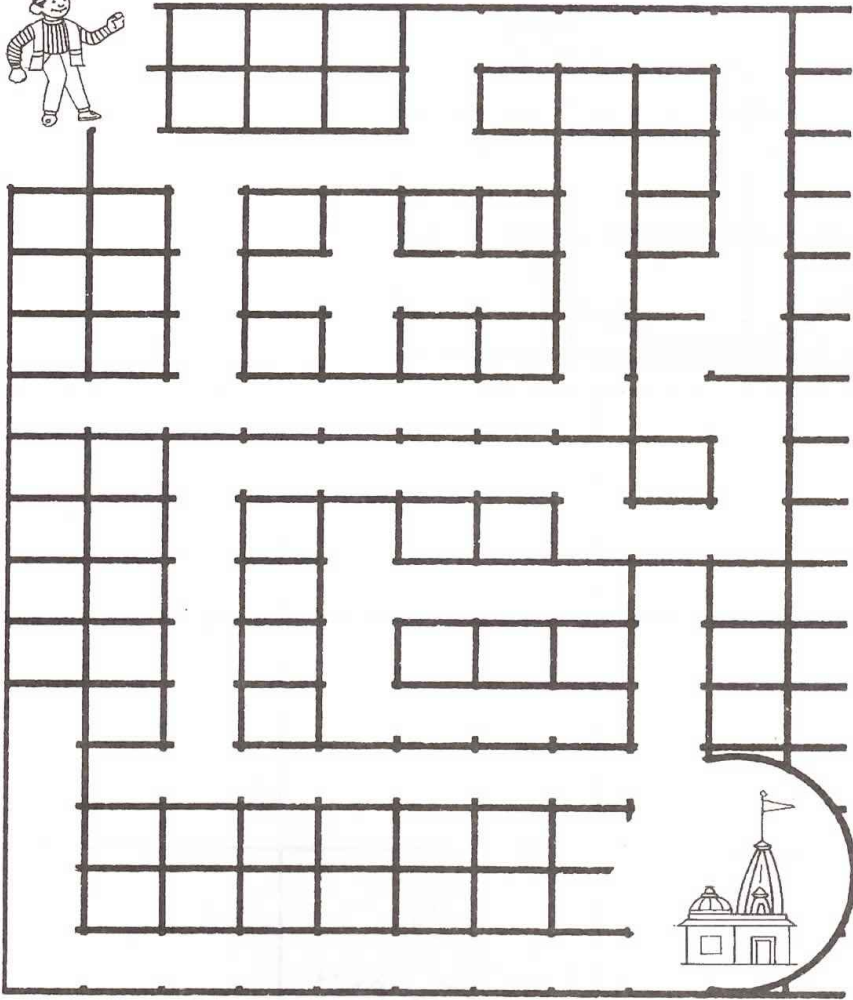


PUZZLE



YOUNG BOY AT THE TOP OF THIS PICTURE DESIRES TO REACH THE TEMPLE.
SHOW HIM THE WAY THROUGH, BY DRAWING COLOURFUL LINES



PUZZLE




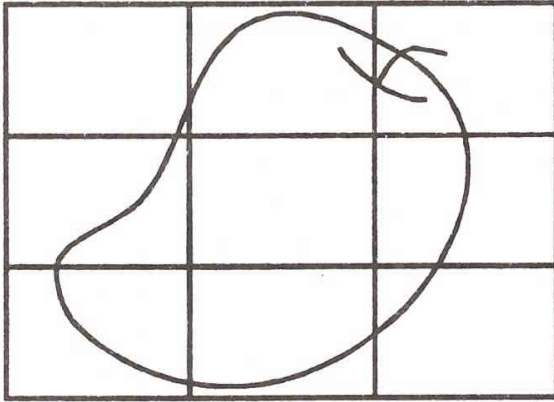
THE BOY DESIRES TO REACH TO THE TEMPLE. HE IS CONFUSED, SHOW HIM A WAY TO REACH TO THE DESTINATION BY APPLYING A RED COLOUR SKETCH PEN.

SPOT THE DIFFERENCES

Can you spot Four differences between the two pictures?



PUZZLE



YOU MAY SEE THE DRAWING OF MANGO IN ABOVE PICTURE ENLARGE THE SAME WITHIN THE FRAME OF NINE SQUARES AND APPLY APPROPRIATE COLOUR.

SPOT THE DIFFERENCES

Can you spot Four differences between the two pictures?



SPOT THE DIFFERENCES


Can you spot Six differences between the two pictures?



PUZZLE



- 1 _____
- 2 _____
- 3 _____
- 4 _____



YOU SEE THE SATSANGI IN THE PICTURE DOING VARIOUS ROUTINE ACTIVITIES. YOU ARE ALSO A SATSANGI, AREN'T YOU? WHAT IS THE FIRST THING THAT YOU DO IN THE MORNING? NUMBER THE VARIOUS ACTIVITIES IN THE ORDER THEY PERFORMED.


SPOT THE DIFFERENCES

Can you spot Five differences between the two pictures?

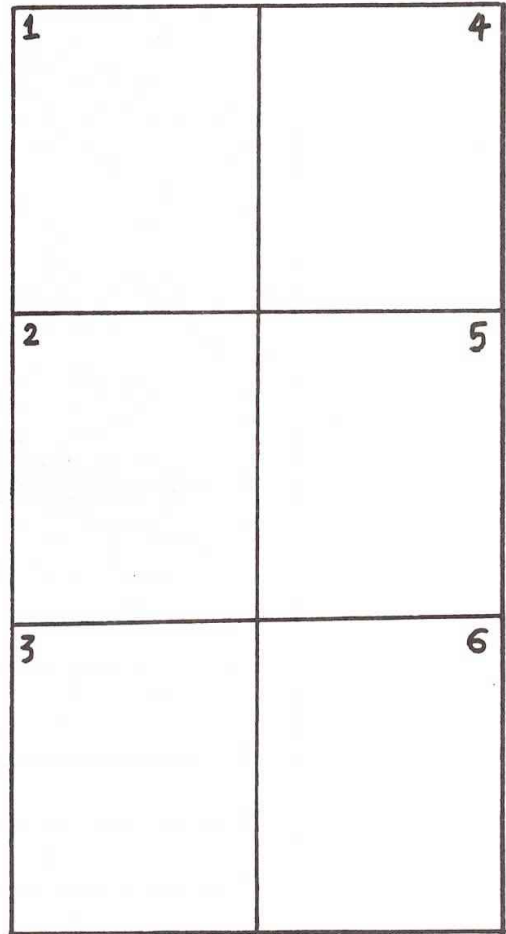



SPOT THE DIFFERENCES

Can you spot Four differences between the two pictures?





PUZZLE



THE MASHAL (TORCH) IS A SYMBOL OF LEADERSHIP IN THE SWAMINARAYAN SAMPRADAYA. CUT OUT THE PIECES OF THE JIGSAW PUZZLE AND PASTE THEM IN THE BLANK SQUARES TO CREATE A PICTURE OF THE TORCH.



PUZZLE



CUT THE BLOCKS OF THE JIG SAW PUZZLE AND PASTE THEM IN THE SQUARE TO
CREATE THE COMPLETE IMAGE . FILL IN COLOURS OF YOUR CHOICE.



SPOT THE DIFFERENCES

Can you spot Four differences between the two pictures?



SPOT THE DIFFERENCES

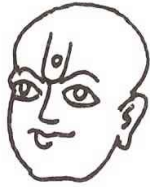
Can you spot Six differences between the two pictures?



PUZZLE




1



2



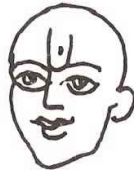
A



B



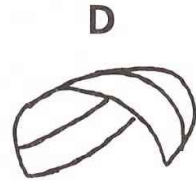
3



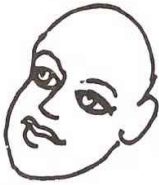
4




C




D



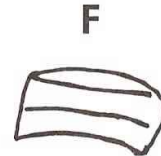
5



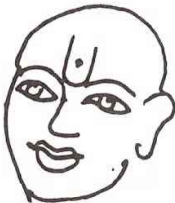
6




E



F



7




G

MATCH EACH FACE WITH THE TURBAN WHICH SUITS IT BEST ACCORDING TO YOU.
WRITE YOUR ANSWERS IN THE SPACE GIVEN BELOW.


1:-----2:-----3:-----4:-----5:-----6:-----7:-----

PUZZLE



HELP RANI AND RAJU TO REACH THE TEMPLE. TRACE THEIR PATHS WITH A PENCIL.
WHO, DO YOU THINK, WILL REACH FIRST ?

PUZZLE




PAINTE THE PORHONS MARKED 'C' IN THE JIGSAW PUZZLE AND NOTICE
A PICTURE REFLECTING WHAT DO YOU SEE? WRITE YOUR ANSWER
IN THE SPACE GIVEN BELOW.

SPOT THE DIFFERENCES

Can you spot Four differences between the two pictures?




DOT TO DOT




EVERY "HARI BHAKTA" HAS ONE BASIC PRINCIPAL OF OFFERING A "THAL" TO SHRI HARI - THAKOREJI BEFORE TAKING HIS LUNCH OR DINNER. THIS PICTURE REFLECTS THE SAME GESTURE OF "HARI BHAKTA" OFFERING "THAL" TO SHRI HARI THAKOREJI. COMPLETE THIS PICTURE BY JOINING DOTS. MAKE IT COLOURFUL BY APPLYING COLOURS.

FILL THE COLOURS




SASTANGI IS OFFERING "PRASAD" (BHOJAN) TO A POOR AND HUNGRY "BHIKSHUK" (BEGGER).

DOT
TO
DOT




THIS IS A PICTURE OF "BHAGVAN SHRI SURYANARAYAN DEV" WHO ENLIGHTENS THE WHOLE WORLD AND POURS A POWER AND STRENGTH IN EVERY CREATURES ON THE EARTH. COMPLETE THIS PICTURE BY JOINING DOTS AND MAKE IT COLOURFUL WITH NATURAL COLOURS.

FILL THE COLOURS




YOU MAY SEE THIS PICTURE OF BHAGVAN SHREE SWAMINARAYAN GIVING BLESSINGS TO THE SAINTS (SANTS) AND SATSANGIS.

DOT TO DOT



THE SKETCH OF A FIGURE OF INDIA'S "NATIONAL BIRD" PEACOCK IS GIVEN HERE, ATTRACTED BY ITS "NATURAL BEAUTY" LORD SHRI KRISHNA WAS MAKING USE OF ITS FEATHERS AS AN ORNAMENTS. COMPLETE THIS PICTURE BY ARRANGING DOTS IN A PROPER MANNER AND MAKE IT MORE ATTRACTIVE BY APPLYING ITS NATURAL COLOURS.

FILL THE COLOURS




THIS PICTURE OF BHAKTI MATA GIVING LOVE TO HER SON BHAGVAN SHREE BAL GHANSHYAM IS A SYMBOL OF MOTHER'S IMMENSE LOVE FOR HER CHILD.

FILL THE COLOURS



IN THIS PICTURE "PURNA PURSHOTTAM BHAGVAN SHREE SWAMINARAYAN"
IS BLESSING "HARI BHAKTAS".

DOT
TO
DOT



THIS IS THE PICTURE OF PEGEON PROMINANTLY KNOWN AS A "MESSENGER OF PEACE". COMPLETE THE SAME IN A PROPER MANNER BY JOINING THE DOTS, AND COLOUR THE SAME WITH IT'S ORIGINAL COLOUR.



FILL THE COLOURS



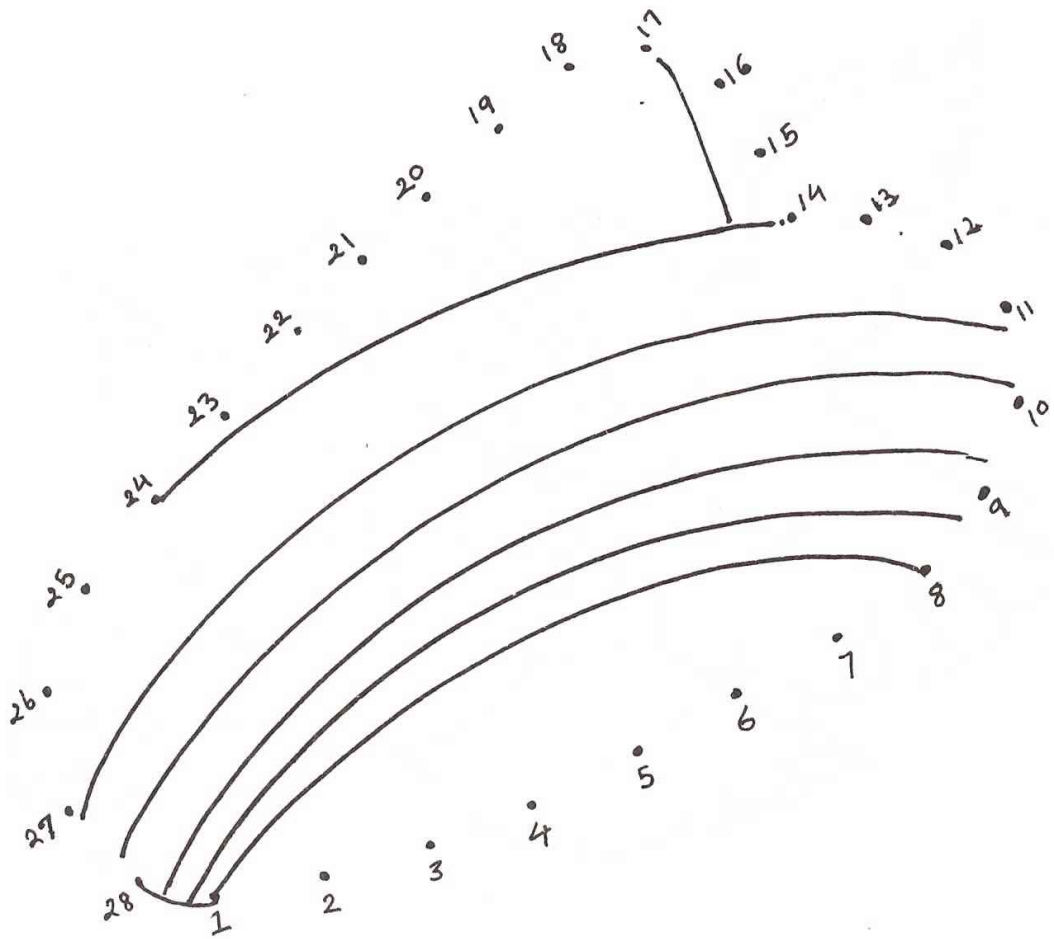
IN THIS PICTURE "PURNA PURSHOTTAM BHAGVAN SHREE SWAMINARAYAN"
IS BLESSING "HARI BHAKTAS".

SPOT THE DIFFERENCES

Can you spot Three differences between the two pictures?



DOT TO DOT




THE PICTURE GIVEN HERE IN A SKETTERED MANNER IS A PICTURE OF "PAGH"
(PAGHDI) PROMINANTLY KNOWN AS A SYMBOL OF "ACHARYA PARAMPARA" OF
SHRI SWAMINARAYAN DHARAM. COMPLETE THE SAME BY ARRANGING THE DOTS
IN PROPER ORDER. MAKE IT COLOURFUL BY APPLYING THE ORIGINAL COLOURS.

FILL THE COLOURS



THIS PICTURE OF RAMSEVAK SHRI HANUMANDADA IS PROVIDING CLUES OF POPULAR INCIDENT OF "RAMAYAN". WRITE TEN SENTENCES ABOUT THE INCIDENT AND MAKE THE SAME COLORFUL BY FILLING IN THE COLORS.



HERE IS A PICTURE OF 'PUSHPAK VIMAN'. JOIN THE DOTS TO COMPLETE THE PICTURE.
LORD RAMA AND SITA HAD TRAVELLED IN 'PUSHPAK VIMAN' FROM LANKA TO AYODHYA.

FILL THE COLOURS




SHRI GOPAL YOGI IS GIVING "YOGA GYAN" TO SHRI NILKANTHVARNI
AT THE FOREST. FILL IN THE APPROPRIATE COLOURS AND
MAKE THE PICTURE SPECTACULAR.



**MOUNTAIN HIMALAYA WELCOMING NILKANTHVARNI
DURING JOURNEY OF HIMALAYA. FILL IN THE COLOURS.**

DOT
TO
DOT




JOIN THE DOTS TO COMPLETE THE PICTURE OF THE BAJOTH.

FILL THE COLOURS




FILL IN COLOURS AND MAKE OUT AN APPROPRIATE SHORT STORY
FROM THE OBJECT OF THIS PICTURE.

DOT TO DOT



JOIN THE DOTS TO COMPLETE THE PICTURE OF THE VACHNAMRUTA. CONTAINING THE UPDESHAS (SERMONS) OF SHREE HARI.

FILL THE COLOURS



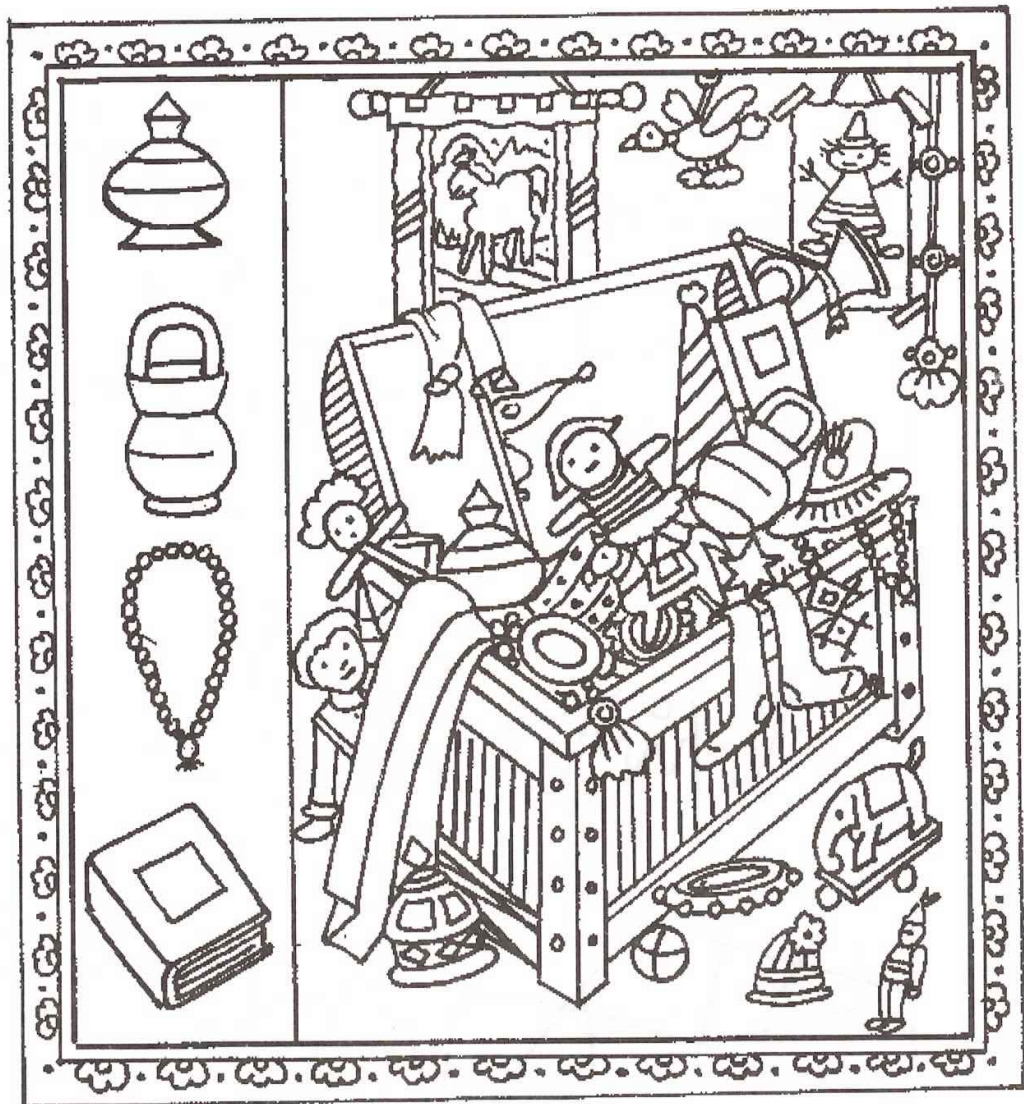
OBSERVE THE ABOVE PICTURE AND WRITE FEW SENTENCES NARRATING THE INCIDENT.

DOT
TO
DOT



JOIN THE DOTS TO COMPLETE THE PICTURE OF THE FRIENDSHIP
OF LORD KRISHNA AND SUDAMA

PUZZLE




FOUR HOLY ITEMS ARE SEEN ON THE LEFT. LOCATE THEM IN THE SANDUK ON THE RIGHT AND PAINT THEM WITH DIFFERENT COLOUR.

DOT TO DOT




THIS IS THE PICTURE OF "SHREE BAL GHANSHYAM" SNAPPED DURING THE "THREAD CERIMONY". CONVERT THE SAME IN THE COMPLETE PICTURE BY JOINING DOTS IN A PROPER MANNER AND MAKE IT MORE SPECTECULAR BY FILLING COLOURS OF YOUR CHOICE.

FILL THE COLOURS



SHREE NILKANTHVARNI DURING HIS JOURNEY.
FILL IN COLOURS OF YOUR CHOICE.

PUZZLE



ONE BARREN TREE ON THE TOP AND TWO BARREN TREES AT THE BOTOMN OF THE PICTURE HAVE BEEN SHOWN. RAMU MALI DESIRES TO POUR WATER IN THE TREES GUIDE HIM BY WHICH WAY HE SHOULD REACH AT THE TOP.



SPOT THE DIFFERENCES

Can you spot Four differences between the two pictures?

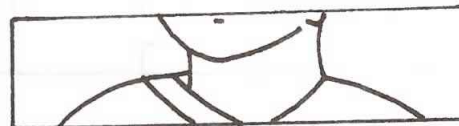





SPOT THE DIFFERENCES

Can you spot Four differences between the two pictures?




PUZZLE



COMPLETE A PICTURE SKETCH OF "SATSANGI" IS REFLECTED IN THE PICTURE WITH FIVE DIFFERENT BOXES REFLECTING THE DIVIDED FIGURES. JOIN THEM AND CREATE A PICTURE.



PUZZLE



A CHILD IS SITTING ON THE SWING HE DESIRES TO COME OUT BUT DOES NOT TRACE OUT THE WAY. YOU HAVE TO BRING HIM OUT BY SHOWING HIM A RIGHT WAY. COMMENCE YOUR JOURNEY RIGHT FROM THE ARROW NEAR THE SWING WITH RED SKETCH PEN AND BRING HIM OUT.

SPOT THE DIFFERENCES

Can you spot Five differences between the two pictures?




SPOT THE DIFFERENCES

Can you spot Six differences between the two pictures?



PUZZLE



COMPLETE THIS PICTURE SKETCH BY SELECTING THE APPROPRIATE PIECE OUT OF THESE FOUR PIECES AND MAKE IT COLORFUL BY COLOURS YOU LIKE.

SPOT THE DIFFERENCES

Can you spot Five differences between the two pictures?





PUZZLE



THIS PICTURE REFLECTS THAT FOUR CHILDREN ARE SWINGING. OBSERVE THIS PICTURE CAREFULLY AND SPOT OUT THE ARROWS. NOW THE PICTURE IS TURNED OUT TO BE THE PUZZLE ENTER FROM THE ARROW AT AND FIND CORRECT PATH TO SOLVE THE PUZZLE. USE YELLOW SKETCH PEN FOR THE WORK.

SPOT THE DIFFERENCES

Can you spot Five differences between the two pictures?



PUZZLE




THE PICTURE SHOWS THAT SOME CHILDREN PLAYING HOCKEY. THEY HAVE LOST THE BALL. CAN YOU HELP THEM FINDING THE BALL.

SPOT THE DIFFERENCES

Can you spot Five differences between the two pictures?




PUZZLE




TUSHAR WANTS TO EAT MANGOES. WHICH WAY SHOULD HE SELECT TO REACH THEM?

SPOT THE DIFFERENCES

Can you spot Five differences between the two pictures?




PUZZLE



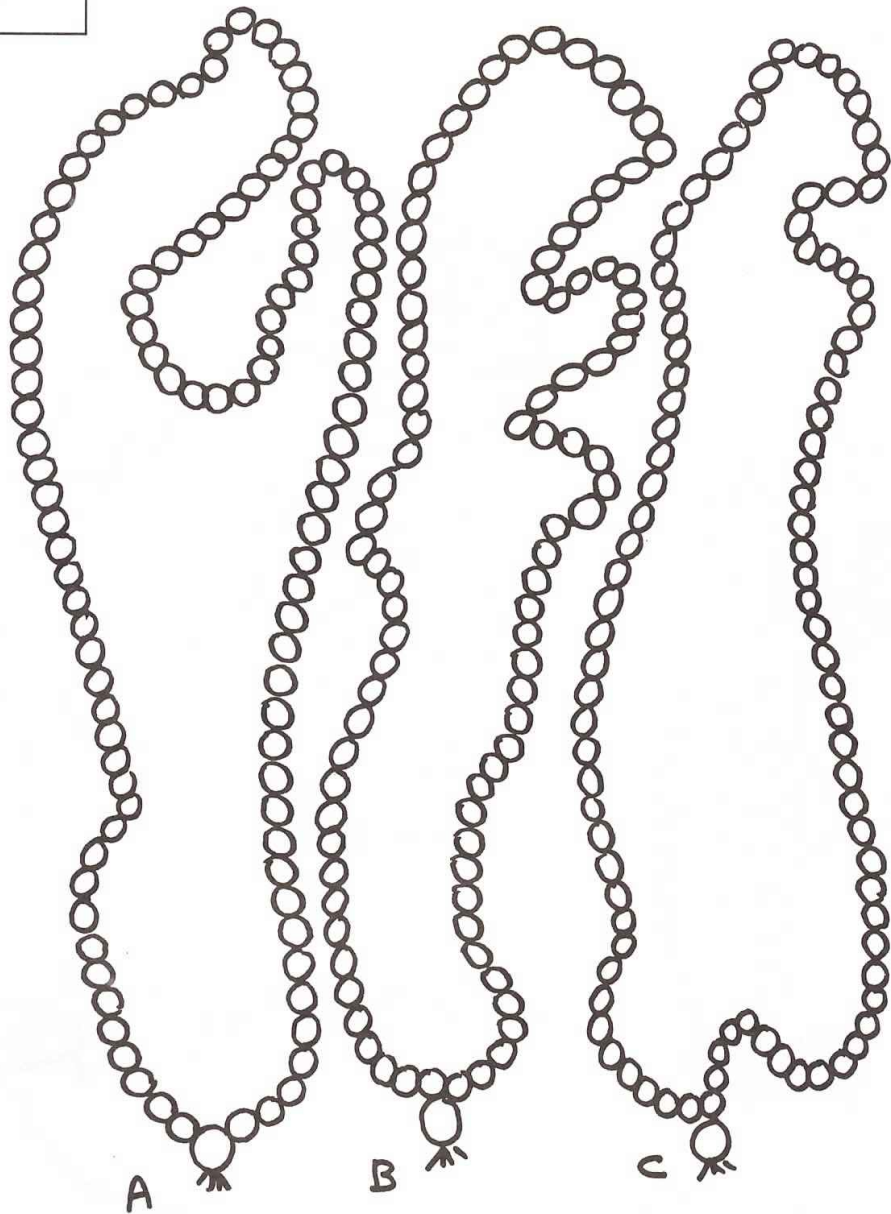
TUSHAR WANTS TO EAT MANGOES. WHICH WAY SHOULD HE SELECT TO REACH THEM?

SPOT THE DIFFERENCES

Can you spot Six differences between the two pictures?



PUZZLE



DO YOU SEE THREE ROSARIES? ONLY ONE OF THEM IS THE CORRECT ONE, WHICH ONE IT IS ?

SPOT THE DIFFERENCES

Can you spot Five differences between the two pictures?



PUZZLE

1 2 3

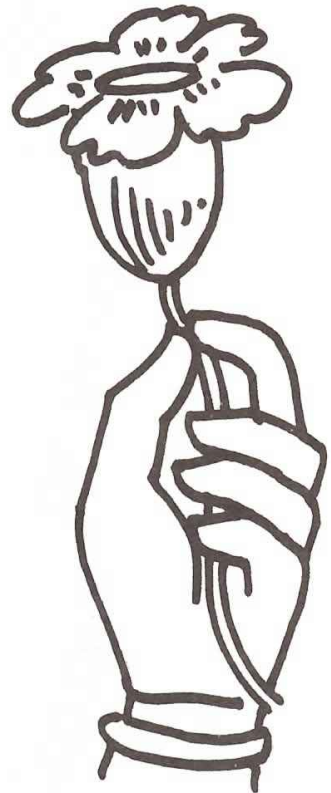
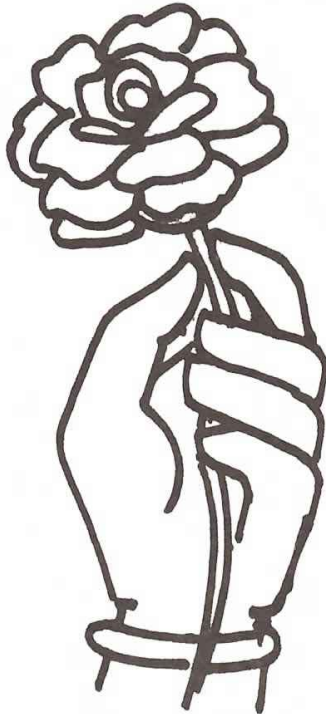
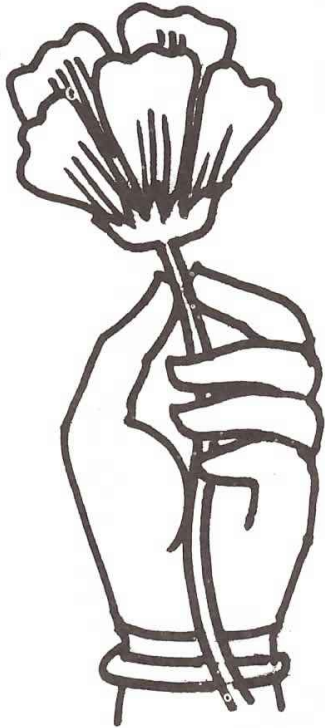
4 5 6

ASLEEP LAUGHING SMILING CRYING FROWNING THOUGHTFUL

1 _____ 4 _____
2 _____ 5 _____
3 _____ 6 _____

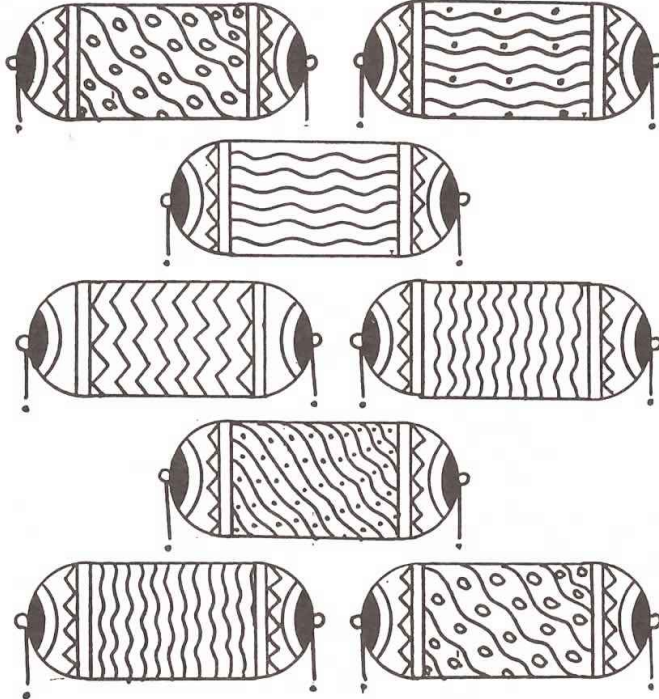
SIX HUMAN FACES WITH DIFFERENT EXPRESSIONS ARE PRESENTED HERE. THE EMOTION EXPRESSED ON THE FACES ARE MENTIONED IN THE BOXES BELOW. MATCH THE FACES WITH THE BOXES OF RESPECTIVE EMOTIONS.

PUZZLE



WHICH ONE AMONG THE THREE FLOWERS IS SWAMINARAYAN BHAGVAN.....?



PUZZLE




HERE ARE 8 BOLSTERS. FIND THE
MATCHING PAIRS AND CIRCLE THE
BOLSTERS WHICH ARE NOT MATCHING

SPOT THE DIFFERENCES

Can you spot Four differences between the two pictures?




FILL THE COLOURS



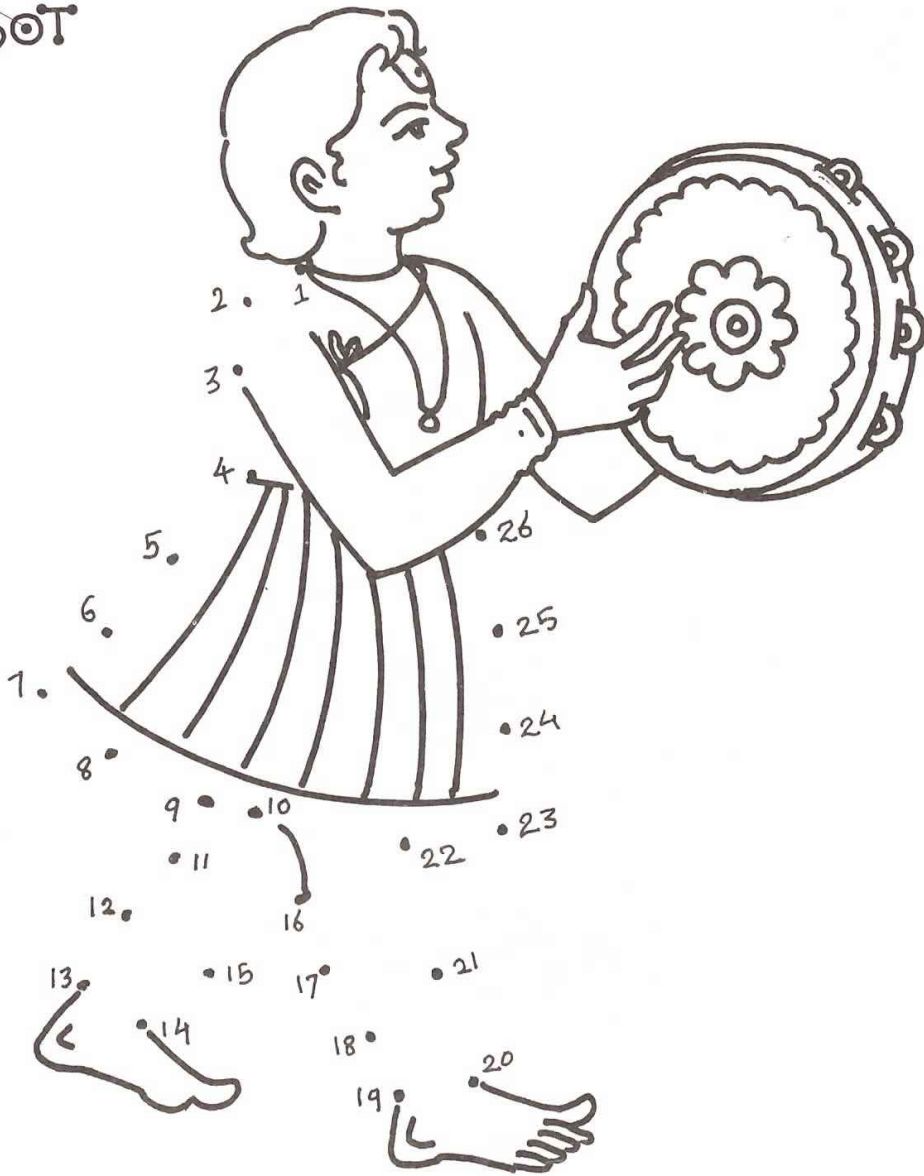
WRITE A SHORT STORY THROUGH YOUR NICE IMAGINATION
AND FEEL IN COLOURS.

DOT TO DOT



THIS IS THE PICTURE OF "HOLY SIGN" OF "HINDU-RELIGION". WRITE THE CORRECT NAME OF "HOLY SIGN" BEFORE YOU COMPLETE THE PICTURE BY JOINING DOTS AND MAKE IT COLOURFUL BY RED SKETCH PEN.

DOT TO DOT




IN THIS PICTURE A BOY IS PLAYING MUSICAL INSTRUMENT. COMPLETE THE PICTURE BY JOINING THE DOTS. GIVE THE CORRECT NAME OF THE INSTRUMENT BOY POSSES, AND ALSO MAKE IT COLOURFUL BY COLOURS OF YOUR CHOICE.

FILL THE COLOURS



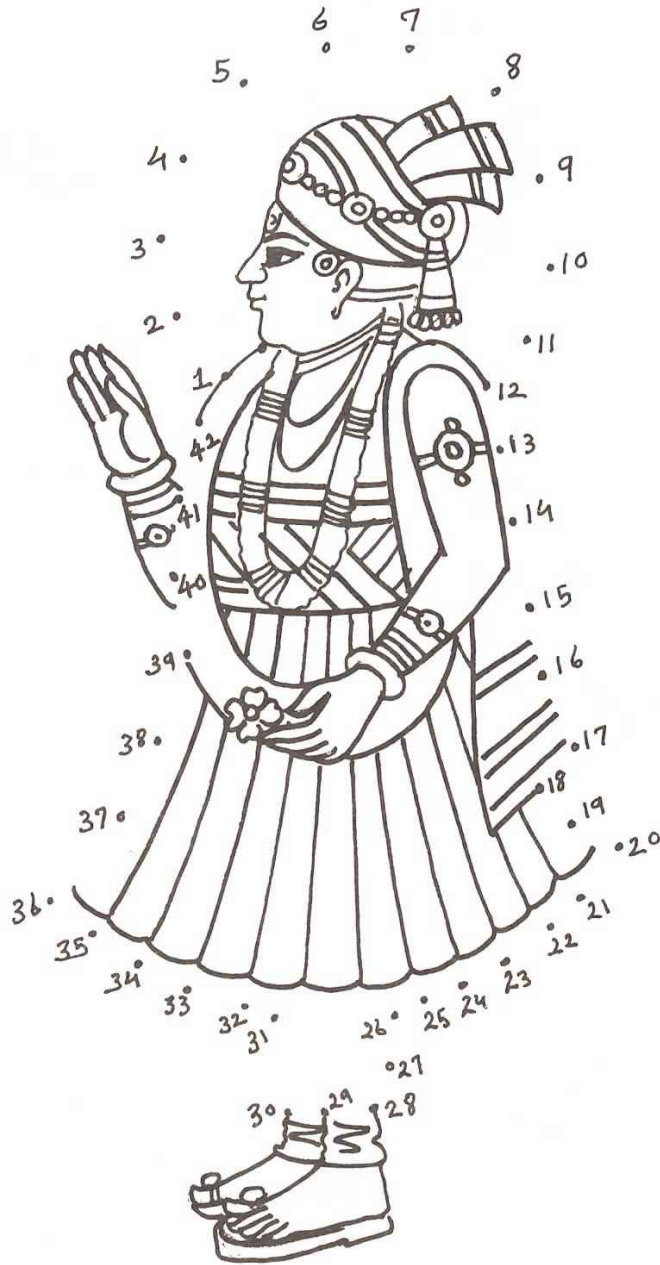
OBSERVE THIS PICTURE OF BHAGVAN SHREE BALGHANSHYAN IS SEEN POINTING OUT SOMETHING TO MOTHER BHAKTIMATA. MAKE BEST USE OF YOUR FINE IMAGINATION AND WRITE A SHORT STORY. FILL IN COLOURS AND MAKE THE PICTURE SPECTECULAR.

FILL THE COLOURS



BHAGVAN SHREE BALGHANSHYAM WAS THROWN IN THE DEEP WATER OF RIVER SARYU BY ANTI SOCIAL ELEMENTS OF THE VILLAGE. FILL IN COLOURS AND MAKE THE PICTURE MORE ATTRACTIVE.

DOT TO DOT



YOU MAY SEE THIS PICTURE OF AL-MIGHTY LORD SHREE SWAMINARAYAN
GIVE IT A PERFECT SHAPE BY JOINING DOTS. MAKE IT MORE
ATTRACTIVE BY COLOURS OF YOUR CHOICE.



YOU MAY SEE THE PICTURE THAT A CHILD IN THE HOUSE OF "SATSANGI" IS OBSERVING "POOJA" OF BHAGVAN SHREE SWAMINARAYAN. COMPLETE THE SAME BY JOINING DOTS. APPLY APPROPRIATE COLOURS TO MAKE IT MORE ATTRACTIVE.